

# ACI Racing Weekend Mugello, 8-9 Luglio 2023

## Campionato Italiano GT Endurance - Classifica Qualifying 2

 Aut.Int. Mugello 5.245 m  
 1 / 2

Num.	Conduuttore	Naz	Concorrente	Team	Auto	Classe	Tempo	Dist.	Rel.	Giri
1	<b>27 FISICHELLA</b> Giancarlo	ITA	Scuderia Baldini	Scuderia Baldini	Ferrari 488	GT3-GT3Pf	<b>1'47.578</b>			6
2	<b>54 GILARDONI</b> Kevin	ITA	Imperiale Sport Car Service	Imperiale Racing	Lamborghini Huracán	GT3-GT3Pf	<b>1'47.890</b>	0.312	0.312	7
3	<b>7 COMANDINI</b> Stefano	ITA	BMW Ceccato Racing	BMW Ceccato Racing	BMW M4	GT3-GT3Pf	<b>1'48.307</b>	0.729	0.417	5
4	<b>8 TAMBURINI</b> Carlo	ITA	BMW Ceccato Racing	BMW Ceccato Racing	BMW M4	GT3-GT3Pf	<b>1'48.436</b>	0.858	0.129	5
5	<b>51 GAI</b> Stefano	ITA	AF Corse	AF Corse	Ferrari 488	GT3-GT3Pf	<b>1'48.883</b>	1.305	0.447	6
6	<b>16 GARCIA</b> Miguel	PAR	Imperiale Sport Car Service	Imperiale Racing	Lamborghini Huracán	GT3-GT3Pf	<b>1'50.158</b>	2.580	1.275	6
7	<b>1 BOTTIROLI</b> Antoine	FRA	Audi Sport Italia	Audi Sport Italia	Audi R8 LMS	GT3-GT3Pf	<b>1'50.527</b>	2.949	0.369	7
8	<b>272 FABI</b> Alessandro	ITA	Lamborghini Roma DL Racing	Lamborghini Roma DL Racing	Lamborghini Huracán ST EVO2	GTC-GTCA	<b>1'52.249</b>	4.671	1.722	6
9	<b>232 MORETTI</b> Marzio	ITA	Bonaldi Motorsport	Bonaldi Motorsport	Lamborghini Huracán ST EVO2	GTC-GTCA	<b>1'52.404</b>	4.826	0.155	5
10	<b>222 DI BENEDETTO</b> Davide	ITA	Krypton Motorsport	Krypton Motorsport	Porsche 992	GTC-GTCA	<b>1'52.477</b>	4.899	0.073	6
11	<b>111 DEMARCHI</b> Luca	ITA	Best Lap	Best Lap	Ferrari 488 Challenge	GTC-GTCP	<b>1'53.014</b>	5.436	0.537	4
12	<b>252 LING</b> Kang	CHN	SR&R	SR&R	Ferrari 488 Challenge	GTC-GTCA	<b>1'53.252</b>	5.674	0.238	4
13	<b>125 PIRIA</b> Vittoria	ITA	Enrico Fulgenzi Racing	Enrico Fulgenzi Racing	Porsche 992	GTC-GTCP	<b>1'53.796</b>	6.218	0.544	6
14	<b>251 BACCI</b> Alessio	ITA	SR&R	SR&R	Ferrari 488 Challenge	GTC-GTCA	<b>1'54.864</b>	7.286	1.068	5
15	<b>273 'LINOS'</b>	ITA	Lamborghini Roma DL Racing	Lamborghini Roma DL Racing	Lamborghini Huracán ST EVO2	GTC-GTCA	<b>1'55.413</b>	7.835	0.549	6
16	<b>234 GUERRA</b> Marco	ITA	GDL Racing	GDL Racing	Porsche 992	GTC-GTCA	<b>1'56.064</b>	8.486	0.651	4
17	<b>208 PRIVITELIO</b> Luciano	SMR	Iron Lynx	Iron Lynx	Lamborghini Huracán ST EVO2	GTC-GTCA	<b>1'59.313</b>	11.735	3.249	7
18	<b>291 SIMONCINI</b> Mauro	ITA	Simoncini Mauro	PS Performance	Porsche 992	GTC-GTCA	<b>1'59.835</b>	12.257	0.522	6
19	<b>163 FONDI</b> Maurizio	ITA	Becagli Leonardo	Petri Corse	Lamborghini Huracán ST	GTC-GTCP	<b>2'01.828</b>	14.250	1.993	4
20	<b>151 FISCHBAUM</b> Michael	DEU	Bonaldi Motorsport	Bonaldi Motorsport	Lamborghini Huracán ST EVO2	GTC-GTCP	<b>2'03.757</b>	16.179	1.929	7

 Tempo di Qualificazione: (130% di 1'47.925): **2'20.303**

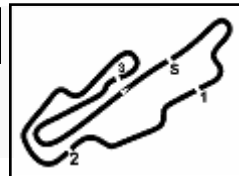
Umidità	45%	ARIA	32°C
Condizioni	DRY	Pista	38°C

Stewards : Valerio Brizzolari Simone Leoni Gabriele Lancieri

08/07/2023 Inizio 19:05 Fine 19:21

Esposta alle: .....




**ACI Racing Weekend Mugello, 8-9 Luglio 2023**
**Campionato Italiano GT Endurance - Classifica Qualifying 2**

Aut.Int. Mugello 5.245 m

2 / 2

**Penalty and Infringement**
**Fastest Laps Sequence**

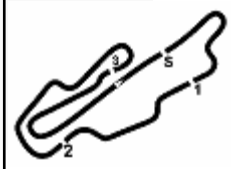
Num.	Concorrente	Naz	Team	Auto	Local Time	Tempo	Dist.	Media
27	G. FISICHELLA	ITA	Scuderia Baldini	Ferrari 488	19:08'49.376	<b>1'49.663</b>		172,182
51	S. GAI	ITA	AF Corse	Ferrari 488	19:08'51.585	<b>1'48.883</b>	-0.780	173,416
7	S. COMANDINI	SWE	BMW Ceccato Racing	BMW M4	19:08'55.425	<b>1'48.654</b>	-0.229	173,781
8	C. TAMBURINI	ITA	BMW Ceccato Racing	BMW M4	19:10'47.525	<b>1'48.436</b>	-0.218	174,130
7	S. COMANDINI	SWE	BMW Ceccato Racing	BMW M4	19:12'34.628	<b>1'48.307</b>	-0.129	174,338
27	G. FISICHELLA	ITA	Scuderia Baldini	Ferrari 488	19:16'10.359	<b>1'47.578</b>	-0.729	175,519

Stewards : Valerio Brizzolari Simone Leoni Gabriele Lancieri

08/07/2023 Inizio 19:05 Fine 19:21

Esposta alle: .....




**ACI Racing Weekend Mugello, 8-9 Luglio 2023**
**Campionato Italiano GT Endurance - Best Sectors & Speed Qualifying 2**

Aut.Int. Mugello 5.245 m

**MIGLIOR GIRO**

1	<b>27 FISICHELLA</b> Giancarlo	Ferrari 488	1'47.578
2	<b>54 GILARDONI</b> Kevin	Lamborghini Huracán	1'47.890
3	<b>7 COMANDINI</b> Stefano	BMW M4	1'48.307
4	<b>8 TAMBURINI</b> Carlo	BMW M4	1'48.436
5	<b>51 GAI</b> Stefano	Ferrari 488	1'48.883
6	<b>16 GARCIA</b> Miguel	Lamborghini Huracán	1'50.158
7	<b>1 BOTTIROLI</b> Antoine	Audi R8 LMS	1'50.527
8	<b>272 FABI</b> Alessandro	Lamborghini Huracán ST EVO2	1'52.249
9	<b>232 MORETTI</b> Marzio	Lamborghini Huracán ST EVO2	1'52.404
10	<b>222 DI BENEDETTO</b> Davide	Porsche 992	1'52.477
11	<b>111 DEMARCHI</b> Luca	Ferrari 488 Challenge	1'53.014
12	<b>252 LING</b> Kang	Ferrari 488 Challenge	1'53.252
13	<b>125 PIRIA</b> Vittoria	Porsche 992	1'53.796
14	<b>251 BACCI</b> Alessio	Ferrari 488 Challenge	1'54.864
15	<b>273 'LINOS'</b>	Lamborghini Huracán ST EVO2	1'55.413
16	<b>234 GUERRA</b> Marco	Porsche 992	1'56.064
17	<b>208 PRIVITELIO</b> Luciano	Lamborghini Huracán ST EVO2	1'59.313
18	<b>291 SIMONCINI</b> Mauro	Porsche 992	1'59.835
19	<b>163 FONDI</b> Maurizio	Lamborghini Huracán ST	2'01.828
20	<b>151 FISCHBAUM</b> Michael	Lamborghini Huracán ST EVO2	2'03.757

**SPEED**

1	<b>234 GUERRA</b> Marco	Porsche 992	262,8
2	<b>8 TAMBURINI</b> Carlo	BMW M4	261,5
3	<b>251 BACCI</b> Alessio	Ferrari 488 Challenge	260,2
4	<b>111 DEMARCHI</b> Luca	Ferrari 488 Challenge	259,6
5	<b>252 LING</b> Kang	Ferrari 488 Challenge	258,4
6	<b>291 SIMONCINI</b> Mauro	Porsche 992	258,4
7	<b>7 COMANDINI</b> Stefano	BMW M4	258,4
8	<b>222 DI BENEDETTO</b> Davide	Porsche 992	257,1
9	<b>27 FISICHELLA</b> Giancarlo	Ferrari 488	254,7
10	<b>272 FABI</b> Alessandro	Lamborghini Huracán ST EVO2	254,1
11	<b>151 FISCHBAUM</b> Michael	Lamborghini Huracán ST EVO2	254,1
12	<b>51 GAI</b> Stefano	Ferrari 488	254,1
13	<b>208 PRIVITELIO</b> Luciano	Lamborghini Huracán ST EVO2	253,5
14	<b>232 MORETTI</b> Marzio	Lamborghini Huracán ST EVO2	252,3
15	<b>125 PIRIA</b> Vittoria	Porsche 992	252,3
16	<b>273 'LINOS'</b>	Lamborghini Huracán ST EVO2	251,2
17	<b>1 BOTTIROLI</b> Antoine	Audi R8 LMS	251,2
18	<b>16 GARCIA</b> Miguel	Lamborghini Huracán	250,6
19	<b>54 GILARDONI</b> Kevin	Lamborghini Huracán	250,6
20	<b>163 FONDI</b> Maurizio	Lamborghini Huracán ST	250,6

**SEG. 1**

1	<b>27 FISICHELLA</b> Giancarlo	26.165
2	<b>7 COMANDINI</b> Stefano	26.310
3	<b>54 GILARDONI</b> Kevin	26.311
4	<b>8 TAMBURINI</b> Carlo	26.458
5	<b>51 GAI</b> Stefano	26.478
6	<b>1 BOTTIROLI</b> Antoine	26.818
7	<b>272 FABI</b> Alessandro	26.974
8	<b>222 DI BENEDETTO</b> Davide	27.003
9	<b>252 LING</b> Kang	27.050
10	<b>16 GARCIA</b> Miguel	27.086
11	<b>232 MORETTI</b> Marzio	27.097
12	<b>111 DEMARCHI</b> Luca	27.281
13	<b>251 BACCI</b> Alessio	27.397
14	<b>125 PIRIA</b> Vittoria	27.525
15	<b>273 'LINOS'</b>	27.580
16	<b>234 GUERRA</b> Marco	28.007
17	<b>291 SIMONCINI</b> Mauro	28.204
18	<b>151 FISCHBAUM</b> Michael	28.426
19	<b>208 PRIVITELIO</b> Luciano	28.674
20	<b>163 FONDI</b> Maurizio	28.982

**SEG. 2**

1	<b>27 FISICHELLA</b> Giancarlo	21.572
2	<b>54 GILARDONI</b> Kevin	21.636
3	<b>8 TAMBURINI</b> Carlo	21.911
4	<b>51 GAI</b> Stefano	21.926
5	<b>7 COMANDINI</b> Stefano	21.943
6	<b>1 BOTTIROLI</b> Antoine	21.987
7	<b>16 GARCIA</b> Miguel	22.277
8	<b>232 MORETTI</b> Marzio	22.602
9	<b>272 FABI</b> Alessandro	22.878
10	<b>125 PIRIA</b> Vittoria	22.949
11	<b>222 DI BENEDETTO</b> Davide	22.993
12	<b>111 DEMARCHI</b> Luca	23.018
13	<b>252 LING</b> Kang	23.056
14	<b>251 BACCI</b> Alessio	23.550
15	<b>273 'LINOS'</b>	23.626
16	<b>234 GUERRA</b> Marco	23.805
17	<b>208 PRIVITELIO</b> Luciano	23.873
18	<b>291 SIMONCINI</b> Mauro	24.725
19	<b>151 FISCHBAUM</b> Michael	24.994
20	<b>163 FONDI</b> Maurizio	25.320

**SEG. 3**

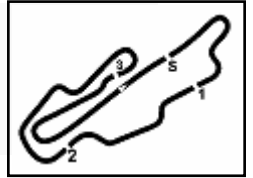
1	<b>54 GILARDONI</b> Kevin	33.737
2	<b>27 FISICHELLA</b> Giancarlo	33.762
3	<b>8 TAMBURINI</b> Carlo	33.840
4	<b>7 COMANDINI</b> Stefano	33.847
5	<b>51 GAI</b> Stefano	34.092
6	<b>16 GARCIA</b> Miguel	34.313
7	<b>1 BOTTIROLI</b> Antoine	34.466
8	<b>272 FABI</b> Alessandro	35.557
9	<b>232 MORETTI</b> Marzio	35.697
10	<b>222 DI BENEDETTO</b> Davide	35.821
11	<b>111 DEMARCHI</b> Luca	35.881
12	<b>252 LING</b> Kang	36.044
13	<b>125 PIRIA</b> Vittoria	36.086
14	<b>273 'LINOS'</b>	36.631
15	<b>234 GUERRA</b> Marco	36.841
16	<b>251 BACCI</b> Alessio	36.875
17	<b>208 PRIVITELIO</b> Luciano	37.545
18	<b>151 FISCHBAUM</b> Michael	37.792
19	<b>291 SIMONCINI</b> Mauro	37.970
20	<b>163 FONDI</b> Maurizio	38.771

**SEG. 4**

1	<b>27 FISICHELLA</b> Giancarlo	25.962
2	<b>8 TAMBURINI</b> Carlo	26.013
3	<b>7 COMANDINI</b> Stefano	26.088
4	<b>54 GILARDONI</b> Kevin	26.099
5	<b>51 GAI</b> Stefano	26.197
6	<b>111 DEMARCHI</b> Luca	26.417
7	<b>16 GARCIA</b> Miguel	26.464
8	<b>222 DI BENEDETTO</b> Davide	26.568
9	<b>1 BOTTIROLI</b> Antoine	26.683
10	<b>232 MORETTI</b> Marzio	26.693
11	<b>272 FABI</b> Alessandro	26.770
12	<b>252 LING</b> Kang	26.853
13	<b>251 BACCI</b> Alessio	26.868
14	<b>125 PIRIA</b> Vittoria	27.008
15	<b>273 'LINOS'</b>	27.306
16	<b>234 GUERRA</b> Marco	27.392
17	<b>208 PRIVITELIO</b> Luciano	27.640
18	<b>291 SIMONCINI</b> Mauro	28.044
19	<b>163 FONDI</b> Maurizio	28.737
20	<b>151 FISCHBAUM</b> Michael	29.008

08/07/2023





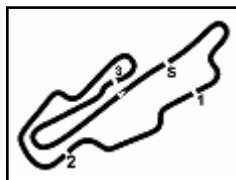
## ACI Racing Weekend Mugello, 8-9 Luglio 2023

### Campionato Italiano GT Endurance - Ideal Time Qualifying 2

Aut.Int. Mugello 5.245 m

Num. Concorrente	Conditore	Auto	Seg. 1	Seg. 2	Seg. 3	Seg. 4	Ideal Time		
			Diff. 1	Diff. 2	Diff. 3	Diff. 4	Miglior Giro	Pos.	Diff.
1	<b>27 FISICHELLA G.</b> (ITA) SCUDERIA BALDINI	Ferrari 488	<b>26.165</b> +0.094	<b>21.572</b> +0.023	33.762	<b>25.962</b>	<b>1'47.461</b> 1'47.578	1	0.117
2	<b>54 GILARDONI K.</b> (ITA) IMPERIALE SPORT CAR SERVICE	Lamborghini Huracán	26.311	21.636 +0.107	<b>33.737</b>	26.099	<b>1'47.783</b> 1'47.890	2	0.107
3	<b>7 COMANDINI S.</b> (ITA) BMW CECCATO RACING	BMW M4	26.310 +0.002	21.943	33.847 +0.117	26.088	<b>1'48.188</b> 1'48.307	3	0.119
4	<b>8 TAMBURINI C.</b> (ITA) BMW CECCATO RACING	BMW M4	26.458 +0.055	21.911 +0.159	33.840	26.013	<b>1'48.222</b> 1'48.436	4	0.214
5	<b>51 GAI S.</b> (ITA) AF CORSE	Ferrari 488	26.478 +0.190	21.926	34.092	26.197	<b>1'48.693</b> 1'48.883	5	0.190
6	<b>1 BOTTIROLI A.</b> (FRA) AUDI SPORT ITALIA	Audi R8 LMS	26.818 +0.179	21.987 +0.284	34.466 +0.074	26.683 +0.036	<b>1'49.954</b> 1'50.527	7	0.573
7	<b>16 GARCIA M.</b> (PAR) IMPERIALE SPORT CAR SERVICE	Lamborghini Huracán	27.086	22.277	34.313	26.464 +0.018	<b>1'50.140</b> 1'50.158	6	0.018
8	<b>232 MORETTI M.</b> (ITA) BONALDI MOTORSPORT	Lamborghini Huracán ST EVO2	27.097 +0.046	22.602 +0.223	35.697	26.693 +0.046	<b>1'52.089</b> 1'52.404	9	0.315
9	<b>272 FABI A.</b> (ITA) LAMBORGHINI ROMA DL RACING	Lamborghini Huracán ST EVO2	26.974 +0.007	22.878 +0.063	35.557	26.770	<b>1'52.179</b> 1'52.249	8	0.070
10	<b>222 DI BENEDETTO D.</b> (ITA) KRYPTON MOTORSPORT	Porsche 992	27.003	22.993	35.821 +0.051	26.568 +0.041	<b>1'52.385</b> 1'52.477	10	0.092
11	<b>111 DEMARCHI L.</b> (ITA) BEST LAP	Ferrari 488 Challenge	27.281 +0.417	23.018	35.881	26.417	<b>1'52.597</b> 1'53.014	11	0.417
12	<b>252 LING K.</b> (CHN) SR&R	Ferrari 488 Challenge	27.050	23.056 +0.249	36.044	26.853	<b>1'53.003</b> 1'53.252	12	0.249
13	<b>125 PIRIA V.</b> (ITA) ENRICO FULGENZI RACING	Porsche 992	27.525 +0.196	22.949	36.086 +0.032	27.008	<b>1'53.568</b> 1'53.796	13	0.228
14	<b>251 BACCI A.</b> (ITA) SR&R	Ferrari 488 Challenge	27.397 +0.174	23.550	36.875	26.868	<b>1'54.690</b> 1'54.864	14	0.174
15	<b>273 'LINOS'</b> (ITA) LAMBORGHINI ROMA DL RACING	Lamborghini Huracán ST EVO2	27.580 +0.229	23.626	36.631	27.306 +0.041	<b>1'55.143</b> 1'55.413	15	0.270
16	<b>234 GUERRA M.</b> (ITA) GDL RACING	Porsche 992	28.007	23.805 +0.019	36.841	27.392	<b>1'56.045</b> 1'56.064	16	0.019
17	<b>208 PRIVITELIO L.</b> (SMR) IRON LYNX	Lamborghini Huracán ST EVO2	28.674 +0.597	23.873 +0.984	37.545	27.640	<b>1'57.732</b> 1'59.313	17	1.581
18	<b>291 SIMONCINI M.</b> (ITA) SIMONCINI MAURO	Porsche 992	28.204 +0.596	24.725 +0.105	37.970 +0.191	28.044	<b>1'58.943</b> 1'59.835	18	0.892
19	<b>151 FISCHBAUM M.</b> (DEU) BONALDI MOTORSPORT	Lamborghini Huracán ST EVO2	28.426 +0.554	24.994 +0.626	37.792 +2.296	29.008 +0.061	<b>2'00.220</b> 2'03.757	20	3.537
20	<b>163 FONDI M.</b> (ITA) BECAGLI LEONARDO	Lamborghini Huracán ST	28.982	25.320 +0.018	38.771	28.737	<b>2'01.810</b> 2'01.828	19	0.018
<b>Ideal Time Assoluto</b>			26.165	21.572	33.737	25.962	<b>1'47.436</b>		





## ACI Racing Weekend Mugello, 8-9 Luglio 2023 Campionato Italiano GT Endurance - Analisi Tempi Qualifying 2

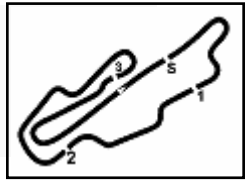
Aut.Int. Mugello 5.245 m

1 / 2

1 Audi Sport Italia (1'50.527)								54 Imperiale Sport Car Service (1'47.890)							
Giro	Seg.1	Seg.2	Seg.3	Seg.4	T. Giro	km/h	Local Time	Giro	Seg.1	Seg.2	Seg.3	Seg.4	T. Giro	km/h	Local Time
Antoine Bottiroti								Kevin Gilardoni							
1							19:06'46.272	1							19:06'32.098
2	34.571	23.425	35.671	27.100	2'00.767P	168,8	19:08'47.039	2	36.956	25.123	38.056	26.705	2'06.840P	167,2	19:08'38.938
3	27.625	23.093	36.615	26.689	1'54.022	249,4	19:10'41.061	3	26.549	21.741	33.750	27.661	1'49.701	248,3	19:10'28.639
4	26.997	22.271	34.540	26.719	1'50.527	250,0	19:12'31.588	4	26.370	23.331	37.084	28.342	1'55.127	<b>250,6</b>	19:12'23.766
5	26.973	22.209	36.467	27.350	1'52.999	247,7	19:14'24.587	5	26.411	21.801	36.718	27.465	1'52.395	250,0	19:14'16.161
6	26.950	22.537	34.698	<b>26.683</b>	1'50.868	<b>251,2</b>	19:16'15.455	6	26.408	<b>21.636</b>	36.906	28.216	1'53.166	249,4	19:16'09.327
7	26.966	22.327	34.590	27.032	1'50.915	248,8	19:18'06.370	7	26.449	21.679	34.622	26.184	1'48.934	248,8	19:17'58.261
8	27.037	<b>21.987</b>	<b>34.466</b>	27.427	1'50.917	249,4	19:19'57.287	8	<b>26.311</b>	21.743	<b>33.737</b>	<b>26.099</b>	<b>1'47.890</b>	249,4	19:19'46.151
7 BMW Ceccato Racing (1'48.307)								111 Best Lap (1'53.014)							
Giro	Seg.1	Seg.2	Seg.3	Seg.4	T. Giro	km/h	Local Time	Giro	Seg.1	Seg.2	Seg.3	Seg.4	T. Giro	km/h	Local Time
Stefano Comandini								Luca Demarchi							
1							19:05'08.494	1							19:06'08.101
2	34.380	22.944	34.603	26.350	1'58.277P	170,6	19:07'06.771	2	36.459	24.524	40.777	31.570	2'13.330P	170,9	19:08'21.431
3	26.688	22.016	<b>33.847</b>	26.103	1'48.654	255,9	19:08'55.425	3	27.698	<b>23.018</b>	<b>35.881</b>	<b>26.417</b>	<b>1'53.014</b>	258,4	19:10'14.445
4	<b>26.310</b>	22.181	34.832	27.573	1'50.896	257,8	19:10'46.321	4	27.813	25.300	39.121	27.257	1'59.491	<b>259,6</b>	19:12'13.936
5	26.312	<b>21.943</b>	33.964	<b>26.088</b>	<b>1'48.307</b>	257,8	19:12'34.628	5	<b>27.281</b>	23.107	35.990	26.713	1'53.091	<b>259,6</b>	19:14'07.027
6	26.401	22.100	34.383	26.175	1'49.059	257,1	19:14'23.687								
8 BMW Ceccato Racing (1'48.436)								125 Enrico Fulgenzi Racing (1'53.796)							
Giro	Seg.1	Seg.2	Seg.3	Seg.4	T. Giro	km/h	Local Time	Giro	Seg.1	Seg.2	Seg.3	Seg.4	T. Giro	km/h	Local Time
Carlo Tamburini								Vittoria Piria							
1							19:05'09.268	1							19:07'22.442
2	35.412	23.172	35.298	26.495	2'00.377P	170,3	19:07'09.645	2	38.040	27.136	41.232	28.186	2'14.594P	165,6	19:09'37.036
3	26.763	22.623	34.040	26.018	1'49.444	257,8	19:08'59.089	3	27.776	23.310	<b>36.086</b>	27.070	1'54.242	248,8	19:11'31.278
4	26.513	22.070	<b>33.840</b>	<b>26.013</b>	<b>1'48.436</b>	257,8	19:10'47.525	4	<b>27.525</b>	23.016	36.462	27.069	1'54.072	251,2	19:13'25.350
5	26.640	22.133	34.698	26.957	1'50.428	<b>261,5</b>	19:12'37.953	5	27.721	<b>22.949</b>	36.118	<b>27.008</b>	<b>1'53.796</b>	251,2	19:15'19.146
6	<b>26.458</b>	<b>21.911</b>	34.048	26.057	1'48.474	260,2	19:14'26.427	6	27.759	23.361	39.250	27.455	1'57.825	<b>252,3</b>	19:17'16.971
								7	27.790	26.706	46.233	28.120	2'08.849	<b>252,3</b>	19:19'25.820
16 Imperiale Sport Car Service (1'50.158)								151 Bonaldi Motorsport (2'03.757)							
Giro	Seg.1	Seg.2	Seg.3	Seg.4	T. Giro	km/h	Local Time	Giro	Seg.1	Seg.2	Seg.3	Seg.4	T. Giro	km/h	Local Time
Miguel Garcia								Michael Fischbaum							
1							19:06'43.361	1							19:05'29.633
2	34.989	27.636	40.602	27.244	2'10.471P	169,0	19:08'53.832	2	37.021	<b>24.994</b>	<b>37.792</b>	<b>29.008</b>	2'08.815P	169,3	19:07'38.448
3	27.381	23.450	36.361	27.740	1'54.932	249,4	19:10'48.764	3	<b>28.426</b>	30.497	42.518	29.138	2'10.579	250,0	19:09'49.027
4	27.109	22.534	34.766	27.574	1'51.983	250,0	19:12'40.747	4	28.980	25.620	40.088	29.069	<b>2'03.757</b>	251,7	19:11'52.784
5	27.132	22.404	34.551	<b>26.464</b>	1'50.551	248,8	19:14'31.298	5	29.249	26.202	40.178	29.113	2'04.742	251,2	19:13'57.526
6	27.165	24.442	36.970	26.749	1'55.326	<b>250,6</b>	19:16'26.624	6	29.184	25.574	39.867	29.324	2'03.949	251,2	19:16'01.475
7	<b>27.086</b>	<b>22.277</b>	<b>34.313</b>	26.482	<b>1'50.158</b>	247,7	19:18'16.782	7	29.049	25.774	41.216	29.835	2'05.874	251,7	19:18'07.349
								8	29.251	25.999	39.768	29.333	2'04.351	<b>254,1</b>	19:20'11.700
27 Scuderia Baldini (1'47.578)								163 Becagli Leonardo (2'01.828)							
Giro	Seg.1	Seg.2	Seg.3	Seg.4	T. Giro	km/h	Local Time	Giro	Seg.1	Seg.2	Seg.3	Seg.4	T. Giro	km/h	Local Time
Giancarlo Fisichella								Maurizio Fondi							
1							19:06'59.713	1							19:05'50.710
2	26.725	22.170	34.560	26.208	1'49.663	250,0	19:08'49.376	2	40.799	27.144	41.823	29.940	2'19.706P	136,4	19:08'10.416
3	26.565	23.128	34.439	26.129	1'50.261	252,9	19:10'39.637	3	<b>28.982</b>	25.338	<b>38.771</b>	<b>28.737</b>	<b>2'01.828</b>	250,0	19:10'12.244
4	26.464				1'47.215P	252,3	19:12'26.852	4	29.289	25.736	40.543	29.135	2'04.703	247,7	19:12'16.947
5	33.315	22.031	34.505	26.078	1'55.929P	171,7	19:14'22.781	5	29.150	<b>25.320</b>	39.775	28.983	2'03.228	<b>250,6</b>	19:14'20.175
6	26.259	21.595	<b>33.762</b>	<b>25.962</b>	<b>1'47.578</b>	252,9	19:16'10.359								
7	<b>26.165</b>	<b>21.572</b>	34.949	30.007	1'52.693	<b>254,7</b>	19:18'03.052								
51 AF Corse (1'48.883)								208 Iron Lynx (1'59.313)							
Giro	Seg.1	Seg.2	Seg.3	Seg.4	T. Giro	km/h	Local Time	Giro	Seg.1	Seg.2	Seg.3	Seg.4	T. Giro	km/h	Local Time
Stefano Gai								Luciano Privitello							
1							19:07'02.702	1							19:06'14.471
2	26.668	<b>21.926</b>	<b>34.092</b>	<b>26.197</b>	<b>1'48.883</b>	251,7	19:08'51.585	2	38.822	24.673	38.112	30.095	2'11.702P	134,3	19:08'26.173
3	<b>26.478</b>	22.545	39.545	26.847	1'55.415	<b>254,1</b>	19:10'47.000	3	29.271	24.857	<b>37.545</b>	<b>27.640</b>	<b>1'59.313</b>	250,0	19:10'25.486
4	26.587	22.005	34.309	26.664	1'49.565	<b>253,5</b>	19:12'36.565								
5	26.692	22.088	37.028	32.878	1'58.686	<b>254,1</b>	19:14'35.251								

08/07/2023 P = Box In/Out - C = Tempo Invalidato





## ACI Racing Weekend Mugello, 8-9 Luglio 2023

### Campionato Italiano GT Endurance - Analisi Tempi Qualifying 2

Aut.Int. Mugello 5.245 m

2 / 2

4	<b>28.674</b>	<b>23.873</b>	39.097	28.023	1'59.667	252,3	19:12'25.153
5	28.868	24.574	40.014	29.044	2'02.500	<b>253,5</b>	19:14'27.653
6	28.972	26.009	40.696	28.612	2'04.289	251,7	19:16'31.942
7	29.069	24.886	39.220	28.461	2'01.636	252,9	19:18'33.578
8	29.213	24.957	38.266	28.368	2'00.804	251,7	19:20'34.382

5	27.533	29.320	38.379	34.505	2'09.737	<b>254,1</b>	19:13'19.346
6	26.981	22.941	<b>35.557</b>	<b>26.770</b>	<b>1'52.249</b>	252,9	19:15'11.595
7	<b>26.974</b>	32.258	50.816	37.806	2'27.854	<b>254,1</b>	19:17'39.449

**273 Lamborghini Roma DL Racing (1'55.413)**

Giro	Seg.1	Seg.2	Seg.3	Seg.4	T. Giro	km/h	Local Time
'Linos'							
1							19:05'04.997
2	36.483	25.283	37.513	<b>27.306</b>	2'06.585P	164,1	19:07'11.582
3	28.149	23.850	36.641	27.316	1'55.956	<b>251,2</b>	19:09'07.538
4	27.809	<b>23.626</b>	<b>36.631</b>	27.347	<b>1'55.413</b>	248,8	19:11'02.951
5	<b>27.580</b>	23.711	42.287	30.611	2'04.189	<b>251,2</b>	19:13'07.140
6	27.910	25.998	41.345	27.856	2'03.109	250,0	19:15'10.249
7	27.925	27.316	43.416	27.534	2'06.191	250,0	19:17'16.440

**291 Simoncini Mauro (1'59.835)**

Giro	Seg.1	Seg.2	Seg.3	Seg.4	T. Giro	km/h	Local Time
Mauro Simoncini							
1							19:05'13.050
2	36.456	27.069	40.463	29.052	2'13.040P	174,2	19:07'26.090
3	28.800	24.830	38.161	<b>28.044</b>	<b>1'59.835</b>	254,7	19:09'25.925
4	28.617	<b>24.725</b>	<b>37.970</b>	28.704	2'00.016	255,9	19:11'25.941
5	<b>28.204</b>	24.870	39.938	28.709	2'01.721	257,8	19:13'27.662
6	28.877	25.420	38.541	28.471	2'01.309	<b>258,4</b>	19:15'28.971
7	28.860	25.305	38.342	28.601	2'01.108	256,5	19:17'30.079

**232 Bonaldi Motorsport (1'52.404)**

Giro	Seg.1	Seg.2	Seg.3	Seg.4	T. Giro	km/h	Local Time
Davide Di Benedetto							
1		23.945	36.521	28.168		173,6	19:07'07.805
2	27.161	24.515	36.194	26.781	1'54.651	256,5	19:09'02.456
3	27.221	23.134	<b>35.821</b>	<b>26.568</b>	1'52.744	<b>257,1</b>	19:10'55.200
4	<b>27.003</b>	<b>22.993</b>	35.872	26.609	<b>1'52.477</b>	<b>257,1</b>	19:12'47.677
5	27.494	26.605	40.384	27.549	2'02.032	254,7	19:14'49.709
6	27.231	23.782	42.275	27.596	2'00.884	255,3	19:16'50.593
7	27.220	23.028	35.921	26.629	1'52.798	255,3	19:18'43.391

**234 GDL Racing (1'56.064)**

Giro	Seg.1	Seg.2	Seg.3	Seg.4	T. Giro	km/h	Local Time
Marzio Moretti							
1							19:07'27.246
2	45.113	27.686	38.001	27.070	2'17.870P	115,1	19:09'45.116
3	27.143	22.825	<b>35.697</b>	26.739	<b>1'52.404</b>	<b>252,3</b>	19:11'37.520
4	27.111	<b>22.602</b>	35.906	26.811	1'52.430	<b>252,3</b>	19:13'29.950
5	27.306	24.124	37.935	27.529	1'56.894	250,6	19:15'26.844
6	<b>27.097</b>	22.675	36.018	<b>26.693</b>	1'52.483	251,7	19:17'19.327

**251 SR&R (1'54.864)**

Giro	Seg.1	Seg.2	Seg.3	Seg.4	T. Giro	km/h	Local Time
Alessio Bacci							
1							19:06'13.138
2	36.056	24.861	40.069	35.154	2'16.140P	170,1	19:08'29.278
3	27.728	23.786	39.856	31.122	2'02.492	259,6	19:10'31.770
4	29.491	24.515	46.705	29.846	2'10.557	257,8	19:12'42.327
5	27.571	<b>23.550</b>	<b>36.875</b>	<b>26.868</b>	<b>1'54.864</b>	<b>260,2</b>	19:14'37.191
6	<b>27.397</b>	23.658	36.988	26.969	1'55.012	259,6	19:16'32.203

**252 SR&R (1'53.252)**

Giro	Seg.1	Seg.2	Seg.3	Seg.4	T. Giro	km/h	Local Time
Kang Ling							
1							19:05'06.578
2	39.491	25.684	37.859	27.250	2'10.284P	170,1	19:07'16.862
3	<b>27.050</b>	23.305	<b>36.044</b>	<b>26.853</b>	<b>1'53.252</b>	257,8	19:09'10.114
4	27.124	<b>23.056</b>	39.964	28.106	1'58.250	<b>258,4</b>	19:11'08.364
5	27.175	23.134	37.482	27.778	1'55.569	257,8	19:13'03.933

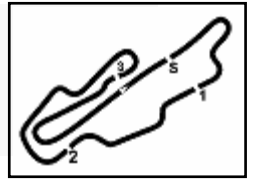
**272 Lamborghini Roma DL Racing (1'52.249)**

Giro	Seg.1	Seg.2	Seg.3	Seg.4	T. Giro	km/h	Local Time
Alessandro Fabi							
1							19:05'14.379
2	35.251	24.805	42.195	27.539	2'09.790P	168,0	19:07'24.169
3	27.236	22.938	35.874	26.863	1'52.911	252,9	19:09'17.080
4	27.106	<b>22.878</b>	35.603	26.942	1'52.529	252,3	19:11'09.609

08/07/2023

P = Box In/Out - C = Tempo Invalidato

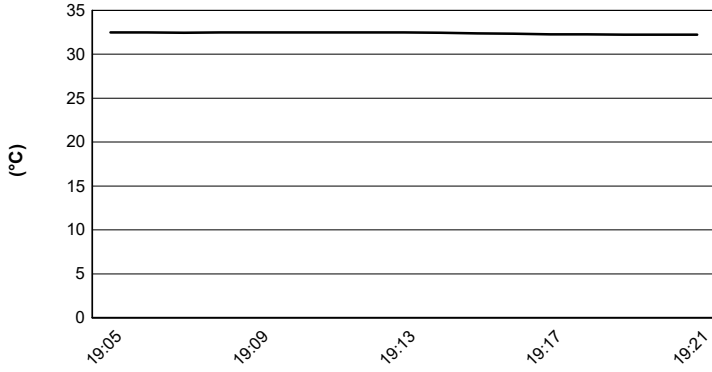




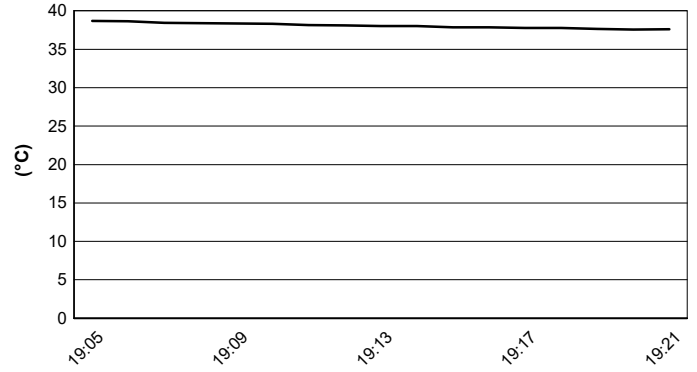
Aut.Int. Mugello 5.245 m

**ACI Racing Weekend Mugello, 8-9 Luglio 2023**  
**Campionato Italiano GT Endurance - Meteo Qualifying 2**  
 Session started 19:05 - Session ended 19:21

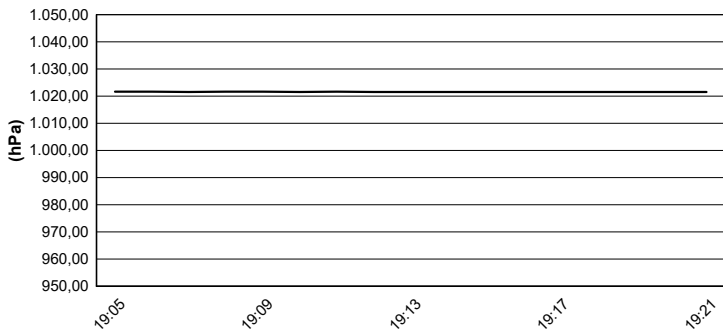
**Air Temperature**



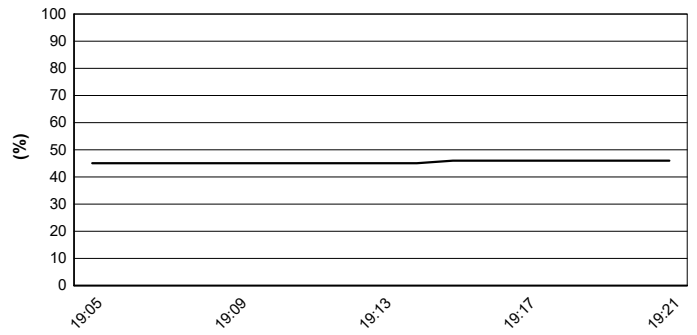
**Track Temperature**



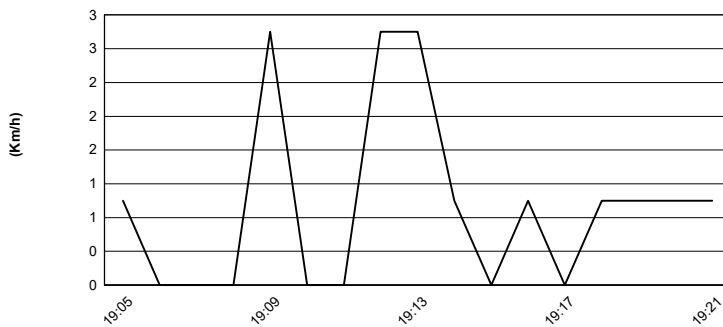
**Air Pressure**



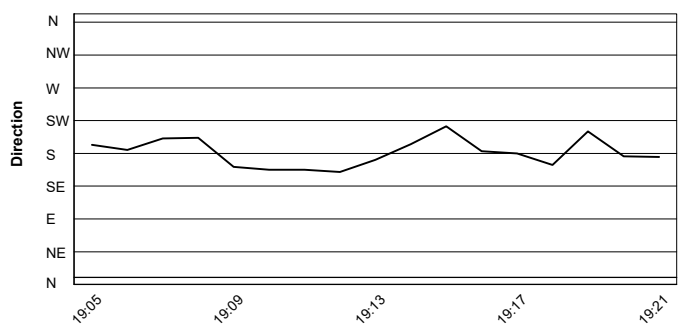
**Humidity**



**Wind Speed**



**Wind Direction**



08/07/2023

